

## Paper Title

### Guidelines for Technical Summary of the 25th International Display Workshops

#### Names of All Authors with Their Affiliations

Ken Ishikawa, Toshimitsu Tsuzuki\*, Harumi Kawamura\*\*, Hideya Kumomi

Tokyo Inst. of Tech., Japan, \*NHK, Japan, \*\*Salesian Polytechnic, Japan,

#### Abstract

Attach 50 words or less abstract for reviewing here. The technical summary consists of one- or two-page text in one column, with additional pages for figures/tables/photographs. It is used only for evaluation and will not be published.

#### Topics of Scope/Special Topics of Interest Preference

Please indicate Topics of Scope or Special Topic of Interest (STI) to which the topic of your paper most belongs. If your paper relates to interdisciplinary topics, you can choose up to two topics. The final decision will be made by the Program Committee.

#### Presentation Style Preference

Your presentation preference must be indicated (Oral | Poster | Poster Only | Either). If you will not accept an oral presentation, please choose "Poster Only". The final decision will be made by the Program Committee.

#### Prototype Demonstration Preference at Innovative Demonstration Session

Please indicate if you wish to show your prototype demonstration at the Innovative Demonstration Session, which provides a larger display space and allows more time for preparation and demonstration than the Author Interviews. (Yes/No.)

#### Body of Technical Summary

Body of Technical Summary covers background and objectives, results, originality, impact, references, and prior publications.

*Page style and size:* One- or two-page text in one column, with additional pages for figures/tables/photographs. Technical Summary must be formatted in **A4-sized** pages.

*Font sets and sizes:* Use standard English font sets for the entire of your Technical Summary, for example **Times New Roman, Times, Arial and Helvetica**. In addition to these, **Symbol, Wingdings** or **ZapfDingbats** is strongly recommended for typing any math functions and Greek symbols. These special symbols can be inserted by using the insertion function of "symbols and special characters" on the Microsoft Word menu. Greek alphabet and mathematical symbols in **Symbol**: αβγδεϕγηηθκλμνπρστωξψζ ΔΦΓΛΠΘΣΩΞΨ ΣΠ∂∞○✕✓ can be found in Wingdings. Please express the unit for degree Celsius [°C] by a combination of [°] and [C] in the standard font. Also please keep the font sizes as are in this Guidelines format.

*File size:* File size should be less than 2 MB. Your network gateway may have a limitation of an uploading file size.

*Header:* Include the presenting author's name and title of the paper on the header line in each page. Put the page number on the right side on the header line.

Submission format: Technical Summary submission via our website can be accepted in **PDF format without any security options**.

*Figures, tables, and photographs:* Place the all figures/tables/photographs **at the end of the text** to prevent layout disorder when reviewing. For reducing the file size, we recommend that the photographs in your Technical Summary are pasted in **JPEG** format.

#### 1. Background and objectives

Introduce the subject and describe the goal of your work.

#### 2. Results

Describe specific results. Illustrations to highlight your work are encouraged.

#### 3. Originality and novelty

Clearly describe what are new and/or emphasized points to claim the originality and novelty of your work.

#### 4. Impact

Discuss the significance of your work and compare your findings with previously published works.

## 5. References

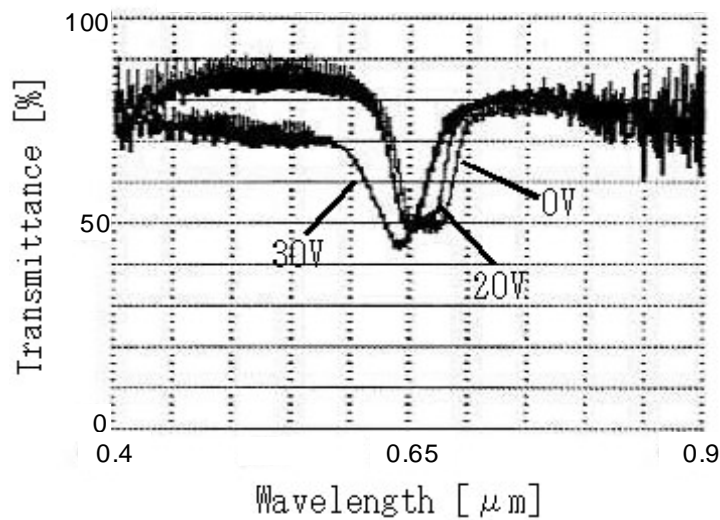
[1] List references cited in this Technical Summary, which cover projects in related areas.

## 6. Prior publications

[1] The paper must be an original contribution. If you have published or presented material for similar work, explain how the present material differs from them.


### Table 1 Figures/tables/photographs must be placed after the text of the Technical Summary

Sample	Value 1	Value 2
Material 1	54.3	45.6
Material 2	48.6	34.2



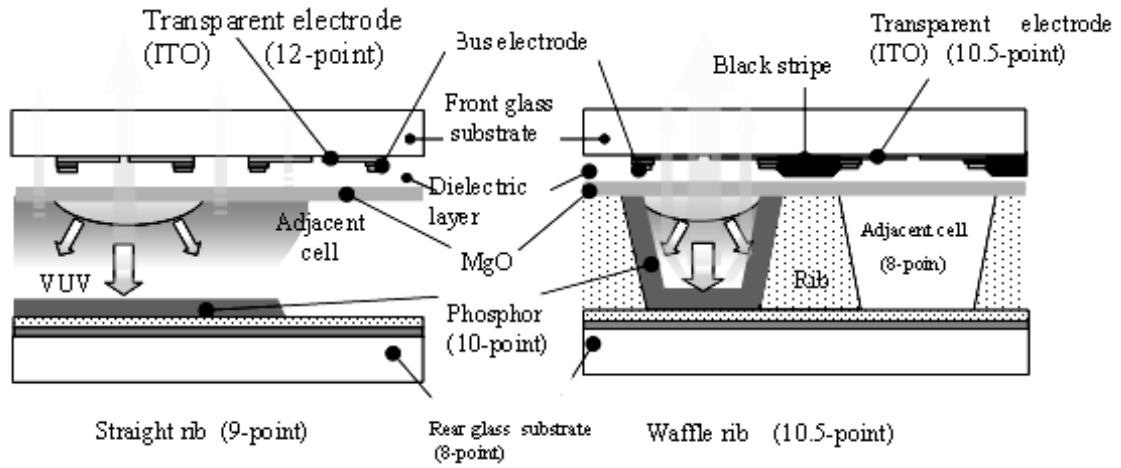
**Fig. 1 Title and terms on a figure**

Title and other terms used in figures are better to be re-written in clear large letters. The figure captions are recommended.



**Fig. 2 File size reduction**

For reducing the file size, we recommend that the photographs in your Technical Summary are pasted in JPEG format.



**Fig. 3 Drawing with no-color figure and grouping**

Too small letters or too fine lines are not acceptable. Not to use less than 8-point letters. In case of color figures, print out their black and white copies and check their legibility. Basically, black and white copies of Technical Summary are used for the evaluation with the hard prints.